

Corporate Office:

#7, 3rd Floor, Ganapathy Colony 3rd Street,
Teynampet, Chennai - 600 018.
Phone: +91 44 4500 0745 / 749
CIN No. L72300AP1993PLC015804
contactus@8kmilessoftwareservices.com
www.8kmiles.com



Ref: 8K/CHN/2015-16/50
9th July 2015

THE DEPUTY GENERAL MANAGER Department of Corporate Services Bombay Stock Exchange Ltd. 14th Floor, Rotunda Building Dalal Street, Mumbai – 400 001.	The General Manager, Listing Department, National Stock Exchange Limited, Exchange Plaza, C-1, Block G, Bandra Kurla Complex, Bandra (E), Mumbai 400 051
Scrip Code : 512161	EQ- 8KMILES

Dear Sir/Madam,

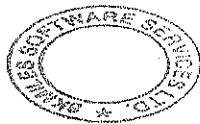
Sub: Submission of Quarterly Shareholding Pattern for the Quarter Ended – 30/06/2015

Pursuant to the requirement of the listing agreement and as amended from time to time, we hereby file the Quarterly Shareholding Pattern for the Quarter Ended 30th June 2015 in the prescribed format.

This is for your information and noting.

Thanking you,
Yours Faithfully,
For 8K Miles Software Services Ltd


J. Jayashree



Jayashree Jagannathan
(Company Secretary and Compliance Officer)
Encl.:As Above


Introductory sub-table (I)(a)


Name of the Company:		8K MILES SOFTWARE SERVICES LIMITED	
Scrip Code, Name of the scrip, class of security:	512161		
Quarter ended:	30/06/2015		
Partly paid-up shares:-	No. of partly paid-up shares	As a % of total no. of partly paid-up shares	As a % of total no. of shares of the company
Held by promoter/promoter group	NIL	NIL	NIL
Held by public	NIL	NIL	NIL
Total - D	NIL	NIL	NIL
Outstanding convertible securities:-	No. of outstanding securities	As a % of total no. of outstanding convertible securities	As a % of total no. of shares of the company, assuming full conversion of the convertible securities
Held by promoter/promoter group	600000	85.71	5.24
Held by public	100000	14.29	0.87
Total - F	700000	100	6.12
Warrants:-	No. of warrants	As a % of total no. of warrants	As a % of total no. of shares of the company, assuming full conversion of warrants
Held by promoter/promoter group	NIL	NIL	NIL
Held by public	NIL	NIL	NIL
Total - F	NIL	NIL	NIL
Total paid-up capital of the company, assuming full conversion of warrants and convertible securities	11444102		



Statement Showing Shareholding Pattern

Company Name: 8K MILES SOFTWARE SERVICES LIMITED			Table (I)(a)					
Category Code	Category of Shareholder	Number of Shareholders	Total number of shares	Number of shares held in dematerialized form	Total shareholding as a percentage of total number of shares	Shares Pledged or otherwise encumbered		
(I)	(II)	(III)	(IV)	(V)	As a percentage of(A+B)1 (VI)	As a percentage of(A+B+C) (VII)	(IX)= (VIII)/(IV)*100	
(A)	Shareholding of Promoter and Promoter Group2							
1	Indian							
(a)	Individuals/ HUF	1	61795	61795	0.58	0.58	0.00	
(b)	Central Govt./ State Govt./ Bodies Corporate	0	0	0	0.00	0.00	0.00	
(c)	Bodies Corporate	0	0	0	0.00	0.00	0.00	
(d)	Financial Institutions/ Banks	0	0	0	0.00	0.00	0.00	
(e)	Any Others(Specify)							
(e-i)	Directors	2	6595333	6595333	61.39	61.39	0.00	
	Sub Total(A)(1)	3	6657128	6657128	61.96	61.96	0.00	
2	Foreign							
a	Individuals (NRI)/Foreign In	0	0	0	0.00	0.00	0.00	
b	Bodies Corporate	0	0	0	0.00	0.00	0.00	
c	Institutions	0	0	0	0.00	0.00	0.00	
d	Qualified Foreign Investor	0	0	0	0.00	0.00	0.00	
e	Any Others(Specify)	0	0	0	0.00	0.00	0.00	
	Sub Total(A)(2)	0	0	0	0.00	0.00	0.00	
	Total Shareholding of Promoter and Promoter Group (A)=	3	6657128	6657128	61.96	61.96	0.00	






(B)	Public shareholding									
1	Institutions									
(a)	Mutual Funds/ UTI	1	303529	303529	2.83	2.83	0	0.00	0.00	0.00
(b)	Financial Institutions / Bank	3	10388	10388	0.10	0.10	0	0.00	0.00	0.00
(c)	Central Government/ State	0	0	0	0.00	0.00	0	0.00	0.00	0.00
(d)	Venture Capital Funds	0	0	0	0.00	0.00	0	0.00	0.00	0.00
(e)	Insurance Companies	0	0	0	0.00	0.00	0	0.00	0.00	0.00
(f)	Foreign Institutional Investo	0	0	0	0.00	0.00	0	0.00	0.00	0.00
(g)	Foreign Venture Capital Inv	0	0	0	0.00	0.00	0	0.00	0.00	0.00
(h)	Qualified Foreign Investor	0	0	0	0.00	0.00	0	0.00	0.00	0.00
(i)	Any Other (specify)	0	0	0	0.00	0.00	0	0.00	0.00	0.00
	Sub-Total (B)(1)	4	313917	313917	2.92	2.92	0	0.00	0.00	0.00
B 2	Non-institutions									
(a)	Bodies Corporate	219	321944	321944	3.00	3.00	0	0.00	0.00	0.00
(b)	Individuals									
I	Ind-Hold nominal shr capita	3500	781003	781003	7.27	7.27	0	0.00	0.00	0.00
II	Ind-Hold nominal shr capita	42	2440637	2440637	22.72	22.72	0	0.00	0.00	0.00
(c)	Qualified Foreign Investor	0	0	0	0.00	0.00	0	0.00	0.00	0.00
(d)	Any Other (specify)									
(d-i)	Others	0	0	0	0.00	0.00	0	0.00	0.00	0.00
(d-ii)	Clearing member	153	92664	92664	0.86	0.86	0	0.00	0.00	0.00
(d-iii)	NRIs	69	136809	136809	1.27	1.27	0	0.00	0.00	0.00
(d-iv)	NRI Corp Bodies	0	0	0	0.00	0.00	0	0.00	0.00	0.00
(d-v)	Foreign Corp Bodies (Includ	0	0	0	0.00	0.00	0	0.00	0.00	0.00
(d-vi)	Customers	0	0	0	0.00	0.00	0	0.00	0.00	0.00
(d-vii)	Suppliers	0	0	0	0.00	0.00	0	0.00	0.00	0.00
(d-viii)	Foreign Nationals	0	0	0	0.00	0.00	0	0.00	0.00	0.00
(d-ix)	Trusts	0	0	0	0.00	0.00	0	0.00	0.00	0.00
(d-x)	Foreign (Promoters)	0	0	0	0.00	0.00	0	0.00	0.00	0.00
(d-xi)	Directors	0	0	0	0.00	0.00	0	0.00	0.00	0.00
(d-xii)	Directors Relatives	0	0	0	0.00	0.00	0	0.00	0.00	0.00
(d-xiii)	Foreign Individuals (Includi	0	0	0	0.00	0.00	0	0.00	0.00	0.00
	Sub-Total (B)(2)	3983	3773057	3773057	35.12	35.12	0	0.00	0.00	0.00
(B)	Total Public Shareholding	3987	4086974	4086974	38.04	38.04	0	0.00	0.00	0.00
	TOTAL (A)+(B)	3990	10744102	10744102	100.00	100.00	0	0.00	0.00	0.00
(C)	Shares held by Custodians and against which Depository Receipts have been issued									
1	Promoter and Promoter Group	0	0	0	0.00	0.00	0	0.00	0.00	0.00
2	Public -	0	0	0	0.00	0.00	0	0.00	0.00	0.00
	Sub-Total (C)	0	0	0	0.00	0.00	0	0.00	0.00	0.00
	GRAND TOTAL (A)+(B)+(C)	3990	10744102	10744102	100.00	100.00	0	0.00	0.00	0.00

(I)(b) Statement showing holding of securities (including shares, warrants, convertible securities) of persons belonging to the category "Promoter and Promoter Group"												
Sr. No.	Name of the shareholder	Details of Shares held			Encumbered shares (*)			Details of warrants		Details of convertible securities		Total shares (including underlying shares assuming full conversion of warrants and convertible securities) as a % of diluted share capital
		Number of shares held	As a % of grand total (A) + (B) + (C)	No.	As a percentage	As a % of grand total (A) + (B) + (C) of sub-clause (I)(a)	Number of warrants held	As a % Total Number of warrants of the same Class	Number of convertible securities held	As a % Total Number of convertible securities of the same Class		
(I)	(II)	(III)	(IV)	(V)	(VI)	(VII)	(VIII)	(IX)	(X)	(XI)	(XII)	
1	M V BHASKAR	61795	0.58	0	0.00	0.00	0	0.00	0	0.00	5.54	
2	R S RAMANI VENKATACHARI	659258	6.14	0	0.00	0.00	150000	21.42	0	0.00	7.07	
3	SURESH	5936075	55.25	0	0.00	0.00	450000	64.28	0	0.00	55.80	
	TOTAL	6657128	61.96	0	0.00	0.00	600000	85.71	0	0.00	63.41	

(*) The term "encumbrance" has the same meaning as assigned to it in regulation 28(3) of the SAST Regulations, 2011




Statement showing holding of securities (including shares, warrants, convertible securities) of persons belonging to (I)(c) the category "Public" and holding more than 1% of the total number of shares

Sr. No.	Name of the shareholder	Number of shares held	Shares as a percentage of total number of shares {i.e., Grand Total (A) + (B) + (C) indicated in Statement at para (I)(a) above}	Details of warrants		Details of		Total shares (including underlying shares assuming full Conversion of warrants and convertible securities) as a % of diluted share capital
				Number of warrants held	As a % Total Number of warrants of the same Class	Number of convertible securities held	As a % Total Number of convertible securities of the same class	
1	ARCHANA SANDEEP TANDON DSP BLACKROCK MICRO CAP	167362	1.56	0	0.00	0	0.00	1.46
2	FUND	303529	2.83	0	0.00	0	0.00	2.65
3	KARTHIK RAMKRISHNAN IYER	111178	1.03	0	0.00	0	0.00	0.97
4	SANDEEP TANDON	400000	3.72	0	0.00	0	0.00	3.50
5	SANDEEP TANDON	162230	1.51	0	0.00	0	0.00	1.42
6	SAROJINI TANDON	300000	2.79	0	0.00	0	0.00	2.62
b	KARTHIK RAMKRISHNAN - HUF	0	0.00	100000	14.29	0	0.00	0.87
	TOTAL	1444299	13.44	100000	14.29	0	0.00	13.49




(I)(c)(ii) Statement showing holding of securities (including shares, warrants, convertible securities) of persons (together with PAC) belonging to the category "Public" and holding more than 5% of the total number of shares of the company

Sr. No.	Name(s) of the shareholder(s) and the Persons Acting in Concert (PAC) with them	Number of shares	Shares as a percentage of total number of shares {i.e., Grand Total (A)+(B)+(C) indicated in Statement at	Details of warrants		Details of convertible securities		Total shares (including underlying shares assuming full Conversion of warrants and convertible securities) as a %
				Number of warrants	As a % Total Number of warrants of the same Class	Number of convertible securities held	% w.r.t Total Number of convertible securities of the same Class	
1		0	0.00	0	0.00	0	0.00	0.00
	TOTAL	0	0.00	0	0.00	0	0.00	0.00



(I)(d) Statement showing details of locked-in shares

Sr. No.	Name of the shareholder	Number of locked-in shares	Locked-in shares as a percentage of total number of shares {i.e., Grand Total (A)+(B)+(C) indicated in Statement at para (I)(a) above}	Promoter / Promoter Group / Public
1	SANDEEP TANDON	400000	3.72	public
2	SAROJINI TANDON	300000	2.79	public
	TOTAL	700000	6.51	



(II)(a) Statement showing details of Depository Receipts (DRs)			
Sr. No.	Type of outstanding DR (ADRs, GDRs, SDRs, etc.)	Number of outstanding DRs	Number of shares underlying outstanding DRs
1		0	0
TOTAL		0	0
			Shares underlying outstanding DRs as a percentage of total number of shares {i.e., Grand Total (A)+(B)+(C) indicated in Statement at para (I)(a) above}
			0
			0



(II)(b) Statement showing holding of Depository Receipts (DRs), where underlying shares held by 'promoter/promoter group' are in excess of 1% of the total number of shares

Sr. No.	Name of the DR Holder	Type of outstanding DR (ADRs, GDRs, SDRs, etc.)	Number of shares underlying outstanding DRs	Shares underlying outstanding DRs as a percentage of total number of shares {i.e., Grand Total (A)+(B)+(C) indicated in Statement at para (I)(a) above}
1			0	0
	TOTAL		0	0

